

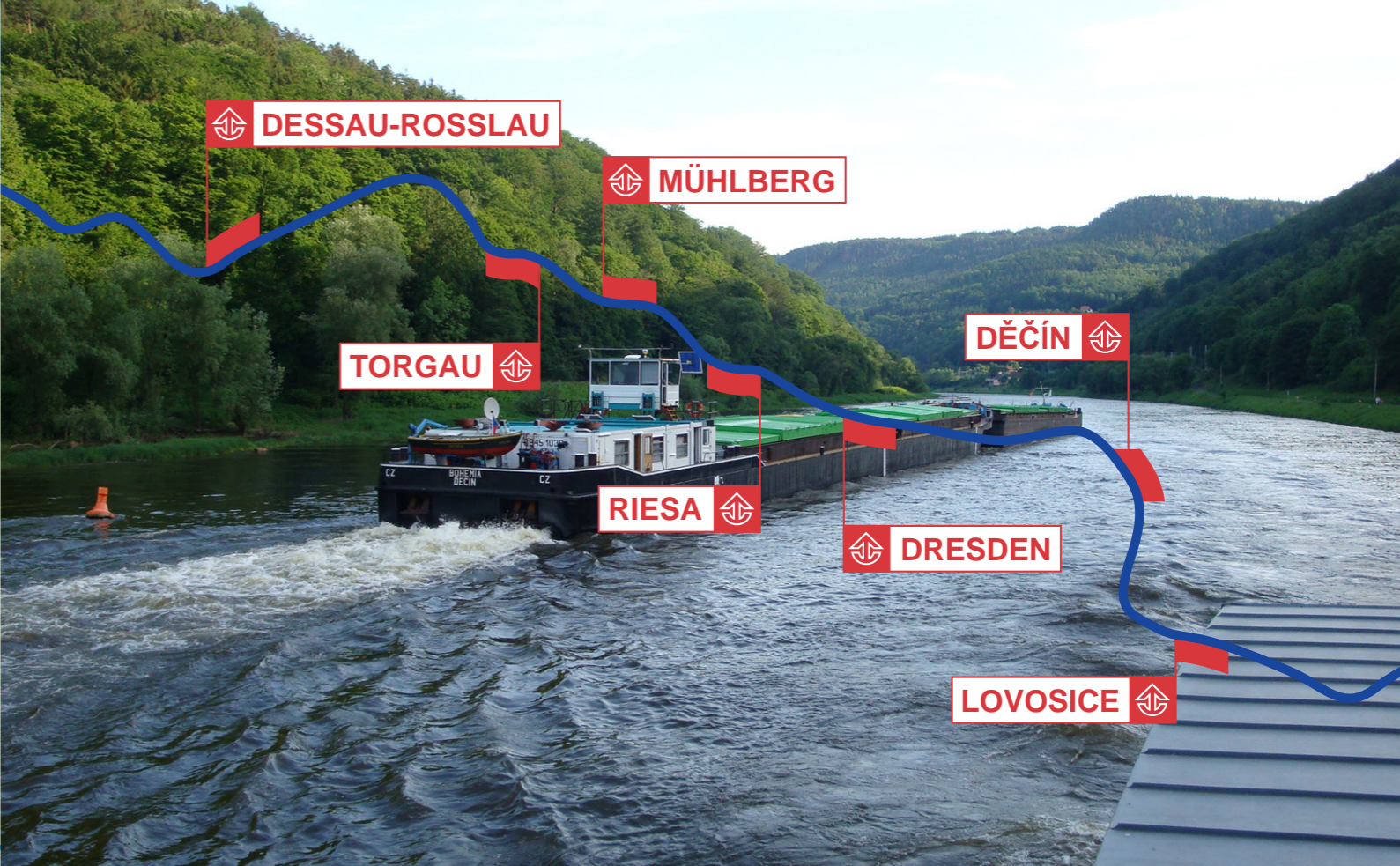


# Sächsische Binnenhäfen Oberelbe GmbH

## Six Ports – Your Partner



DESSAU-ROSSLAU · TORGAU · RIESA · DRESDEN · DĚČÍN · LOVOSICE



# Saxon Inland Ports as a Partner for the Local Business Sector

**From the Upper Elbe into the World.** The consortium Sächsische Binnenhäfen Oberelbe (SBO; Saxon Inland Ports along the Upper Elbe) is doing business with customers in two countries and four German states including Berlin-Brandenburg metropolitan area as well as the German States of Saxony-Anhalt, Saxony, Thuringia and major parts of the Czech Republic. We ensure reliable connections to various international ports by providing regularly scheduled services via rail or barge.



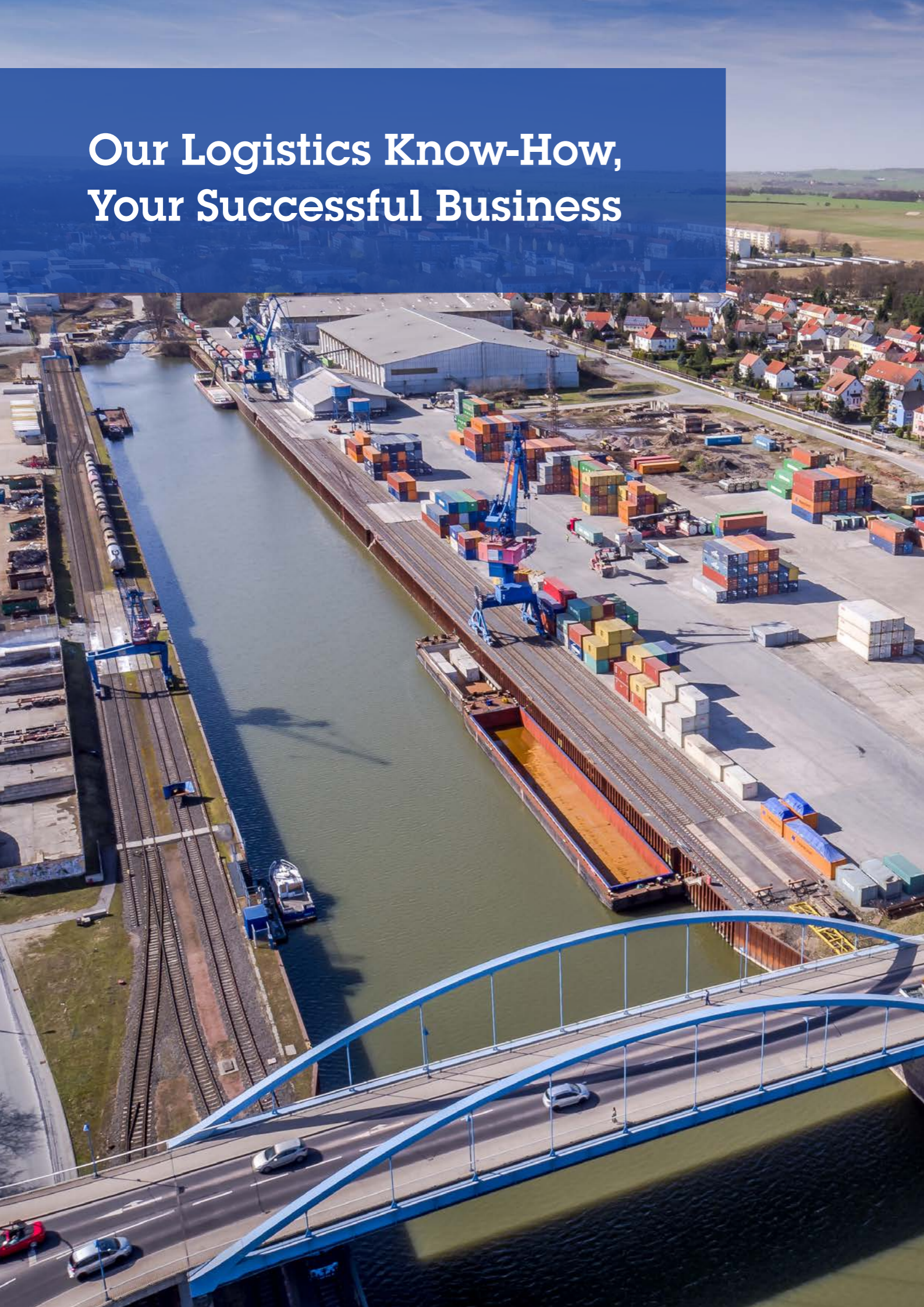
**Barge, rail, and truck** are the intermodal carriers SBO is counting on, for each carrier has its own unique advantages. Consequently, intermodal connections are combined to find the optimum solution to customers' requirements. Our focus is to offer transport routes that are both economically productive and environmentally friendly. Most important to us however is the fact that your logistic chain remains consistent: If a requested carrier is not available, we will have an alternative ready for you.

**Our six inland ports** are the backbone of the consortium. More precisely, SBO is formed by the German harbors of Dresden, Riesa, Dessau-Resslau, and Torgau as well as the ports of Decin and Lovosice in the Czech Republic. In addition, we hold operating responsibilities in the port of Muehlberg. Each one of these locations is a universal port with intermodal transloading facilities and regional services. These ports specialize in project cargo, heavy cargo, container traffic, bulk cargo and hazardous goods as well as general cargo.

**Six Ports = Six Logistics Hubs.** Each harbor is set to meet individual needs of local businesses. They offer modern transloading facilities, warehouses, assembly hangars, and first-class equipment. There are also storage facilities available for internal use and potential tenants. Our well trained staff will always recommend the best solution to meet the customers' requirements in the best possible way.

- - - - -
**Feeder service**
  - ECL2000
  - ETS Elbe
  - EPL Elbe
  
- Block train service**
  - „Albatros-Express“

# Our Logistics Know-How, Your Successful Business



## One Hundred Percent at Your Service

All our sites are public inland ports. As a consequence, we guarantee all our customers non-discriminatory access to all of our carriers, regardless of company's size and business sector.

## Reliable Partner for Industrial Sector and Commerce

The SBO is a reliable logistics partner for companies of all kinds in the growing economic areas in Chemnitz, Leipzig, Górlitz, Dresden and North Bohemia. Both mid-sized companies and large corporations located in the region are in need of unfailing, sustainable and international logistics services for their commercial and industrial products. Other industries represented by SBO are the engineering, chemical, and steel industries as well as the forestry and agricultural sector.

## Integrated Ports

Our ports are more than advanced, effective transloading hubs. Our consortium offers additional services, which are made available by more than 70 businesses located on our harbor sites. Our customers will profit from a central location, tri-modal transport system and our comprehensive portfolio of logistics services.

These include:

- 🏗️ options for establishing production facility for various industries;
- 🏗️ renting of commercial areas for affined service provider;
- 🏗️ extensive storage options outside and in modern warehouse facilities; including hazardous and customs goods;
- 🏗️ final assembly;
- 🏗️ value-added services;
- 🏗️ organization and execution of tri-modal transport modes for import and export purposes.

# Your Hub for Heavy and Project Cargo

## Technical Data Heavy-Load Crane

**Crawler Crane**  
Liebherr LR 1600/2

Year of construction: 2015  
Location: Dresden  
Weight: 860 tons

**Load capacity:**  
600 tons at a radius of 11 meters  
350 tons at a radius of 22 meters  
**Main Boom:** 54 meters  
**Suspended ballast:** 350 tons  
**Counterweight at superstructure:** 150 tons

## Special Transports Belong on the Water

Heavy and bulky cargo is made to be shipped. Utilizing waterway vessels for this purpose is our core competence. SBO-ports are loading steam turbines, generators, transformers, components of and complete plant structures, as well as wind turbines on a regular basis. We project there will be increased need for solutions regarding the transport of goods that are becoming increasingly more heavy and bulky.

## Two Heavy-Cargo Logistics Centers

SBO recognized the trend towards heavy-lift cargo at an early stage and has installed two logistics centers for this kind of operation in this consortium – they are available at Dresden (Alberthafen) and in the Czech port of Lovosice. At these locations, heavy cargo and project cargo from across the region are assembled.

## Heavy Cargo-Traffic to the Seaports


The Elbe Projekt Linie (EPL; Elbe Project Line) ships cargo from ports located along the Upper Elbe to the seaports on a regular basis. Your company will profit from an efficient use of cargo space. EPL also offers transfer services from the production site to the quayside – if necessary, the company will use vehicles from its own fleet. At the port, SBO will take care of a swift and seamless transfer of the exceptional cargo.

## Professionally Equipped

At our heavy cargo logistics centers your company will benefit from:

- ⚙️ unobstructed access for heavy loads to the portside as well as storage locations particularly outfitted for exceptional cargo;
- ⚙️ fortified area for storage and pre-assembly, which is equipped with various connections to wastewater and electricity etc.;
- ⚙️ an assembly facility;
- ⚙️ roll-on/roll-off facilities outfitted to meet cargo weights of more than 370 tons;
- ⚙️ necessary slings.





## Decades of Experience in Handling Dry/Liquid Bulk

SBO is an experienced service provider for the Upper Elbe region as well as the Lower Elbe region. Together, the association moves vast amounts of steel, aggregates for the construction and chemistry industry, agricultural and forestry commodities, salt, gravel and scrap metal. Depending on the type of cargo, transloading or storing will be performed on-port or in a covered area.

### Comprehensive Approach

Where required, SBO manages your entire transport chain. Our approach is holistic: We manage the pick-up and delivery of your cargo; we synchronize through-traffic with the

arrival and departure times of your selected carrier. Cross-boarder traffics to the Czech Republic will be overseen by SBO-teams on site. Local commodities will be distributed from the port's open storage, closed systems and silo facilities. At various locations we are also the operator of those facilities.

### Planned to the Last Detail

We take care of your cargo and of required cargo space. Upon request, SBO will also make sure that inland waterway vessels and barges are cleaned and will manage the subsequent verification management.



### Capacities of SBO-Cranes

Rosslau	up to 70 tons
Torgau	up to 35 tons
Riesa	up to 50 tons (operated in tandem)
Dresden	up to 85 tons (operated in tandem)
Děčín	up to 80 tons
Lovosice	up to 185 tons

# SBO-ports at a Glance

## Port of Dessau-Rosslau

- ▶ River Elbe at km 264.2
- ▶ Quay length: 1,000 m
- ▶ Length of rail tracks: 1.8 km
- ▶ 3 cranes: up to 70 tons

### Cargo Handling

- ▶ agricultural and forestry products
- ▶ break bulk
- ▶ bulk cargo
- ▶ project cargo
- ▶ sheet metal for the wind energy industry



Dessau-Roßlau

## Port of Dresden

- ▶ River Elbe at km 60.8
- ▶ Quay length: 1,700 m
- ▶ Length of rail tracks: 3.5 km
- ▶ 5 gantry cranes: up to 45 tons
- ▶ Crawler Crane LR1600/2
- ▶ Ro/Ro facility
- ▶ Assembly hangar for Out-of-Gauge cargo and project cargo 1,000 squaremeters

### Cargo Handling

- ▶ agricultural and forestry products
- ▶ break bulk
- ▶ bulk cargo
- ▶ project cargo

## Port of Děčín

- ▶ River port
- ▶ River Elbe at km 739.61
- ▶ Quay length: 1,400 m
- ▶ Length of rail tracks: 11 km
- ▶ Gantry crane: capacity 34 tons
- ▶ Stationary railway slewing crane: capacity 80 tons
- ▶ temporary storage of cargo

### Cargo Handling

- ▶ agricultural and forestry products
- ▶ break bulk
- ▶ bulk cargo
- ▶ project cargo
- ▶ steel products

## Port of Lovosice

- ▶ Canal port
- ▶ River Elbe at km 788.81
- ▶ Quay length: 666 m
- ▶ Length of rail tracks: 1 km
- ▶ Stationary railway slewing crane: capacity 185 tons
- ▶ Silo facility 5,000 tons
- ▶ Salt warehouse / grain warehouse: 3,000 tons
- ▶ Partner of the forestry and agricultural sector

### Cargo Handling

- ▶ agricultural and forestry products
- ▶ break bulk
- ▶ bulk cargo
- ▶ project cargo

## Port of Torgau

- ▶ River Elbe at km 154.15
- ▶ Quay length: 350 m
- ▶ Length of rail tracks: 1 km
- ▶ 2 cranes: up to 35 tons
- ▶ Partner of the forestry and agricultural sector

### Cargo Handling

- ▶ agricultural and forestry products
- ▶ break bulk
- ▶ bulk cargo



Torgau

## Port of Mühlberg

- ▶ River Elbe at km 124.7
- ▶ Quay length: 65 m

### Cargo Handling

- ▶ agricultural and forestry products
- ▶ break bulk
- ▶ bulk cargo
- ▶ project cargo




Mühlberg

## Port of Riesa

- ▶ River Elbe at km 109.4
- ▶ Quay length: 1,800 m
- ▶ Length of rail tracks: 3 km
- ▶ 4 gantry cranes: up to 45 tons
- ▶ Intermodal freight terminal Riesa / container service
- ▶ Elbe Container Linie (inland waterway vessel service: Riesa-Hamburg-Riesa)
- ▶ Albatros Express (block train service to sea ports)
- ▶ Freight forwarding agency with its own fleet of trucks; feeder and collection services with its own equipment

### Cargo Handling

- ▶ agricultural and forestry products
- ▶ break bulk
- ▶ bulk cargo
- ▶ project cargo




Riesa



Dresden




Lovosice



Děčín

Poland

Czech Republic

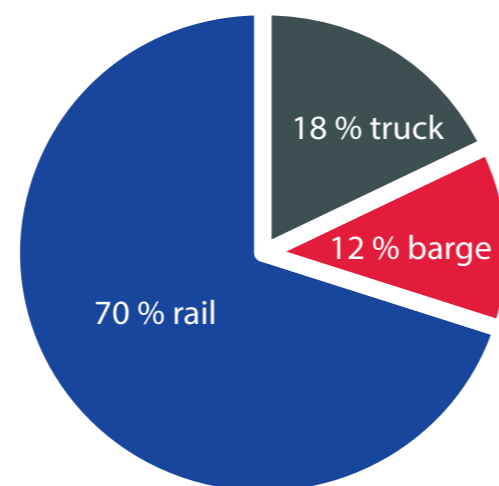


## Your Partner for Container Logistics

SBO has concentrated all its container logistics services for the Upper Elbe region at Riesa. This intermodal hub is managing about 40.000 TEU per year.

### Prepared for the Future

In order to offer comprehensive services in container logistics, SBO has invested in a temperature-controlled container warehouse. The ongoing investment into equipment and capacities enables SBO to handle an increasing amount of container traffic.



### Tri-modal Scheduled Connections to Sea Ports

- 🚢 **Feeder Service:** The Elbe-Container-Line (ECL2000) is sailing twice a week between Riesa and the sea ports of Hamburg and Bremerhaven.
- 🚂 **Via rail:** The block train Albratros-Express gets your cargo over night from Riesa to Hamburg/Bremerhaven five times a week.
- 🚛 **Via truck:** SBO owns a modern fleet of trucks, which are available to work in conjunction with the inland waterway transport and during peak-times.



## Container Warehouse

- ▶ Temperature-controlled
- ▶ Ground space in square meters: 1,600
- ▶ Container yard: approx. 3,000 square meters
- ▶ Four rolling shutters of 7.60 meters (width) x 8.60 meters (height)
- ▶ Three segments
  - Workshop with storage area, office and social area
  - Container repair
  - Container service
- ▶ 2 indoor cranes with a load bearing capacity of 8 tons each



# Your Logistics, Our Service

SBO offers a broad range of services for customers besides shipping.

## Added Value

One example on how we define value-added services is our temperature-controlled container warehouse. It creates the base for services of all kinds for your container. Services includes repair and cleaning of containers, installation of inlets and removal or placing of labels. Additionally, we offer commissioning, stowing and packing of containers. On request, we install special fixtures. Trade with and sale of containers is also part of our service portfolio.

## Storage

Our consortium is able to offer professional storage of various goods and commodities. For this purpose, SBO provides 100 – 7,500 square meter of storage facilities.

Most facilities are available for

- 📦 empty container;
- 📦 bulk (open and closed storage areas);
- 📦 silos (dry bulk);
- 📦 customs goods (warehouse).



## Forwarding Agency

SBO also acts as forwarding agent and assists customers in making arrangements for the best possible route and mode of transport via inland waterway vessel, rail and truck. Thus, we guarantee reliability in the transport chain.

## Never mind SOLAS

A 2015-amendment to the SOLAS regulations require that every container has to be weighed prior to loading. That means that a shipper or an authorized third party has to providing the verified gross mass to the carrier.

SBO will take care of this weight process for you; our ports feature certified and calibrated scales.





## Committed to Quality, Safety and Future

The success of our customers is very important to us, which is the reason we strive for the highest quality of our services. Knowing this, we invest in both highly qualified personnel and technical equipment.

Our 130 staff-members represent the entirety of knowledge necessary for our field of work in the areas of freight forwarding, handling of cargo, equipment and management. Continuing improvements and certification by the below listed audits are part of our philosophy.



### SQAS

SQAS (Safety & Quality Assessment System) is a system to evaluate the quality, safety, security and environmental performance of Logistics Service Providers. This assessment is carried out by the European Chemical Industry Council.

### DIN EN ISO 9001

EN ISO 9001 specifies requirements for a Quality Management System. It aims to enhance customer satisfaction. In order to receive this certificate, an organization has to prove its ability to consistently provide product and services that meets customer demand as well as applicable statutory and regulatory requirements.

### Efb

The German waste management certificate Efb is given to organizations, which work in accordance with a specific waste contractor regulation (EfbV). The standard is pretty high. Therefore, only highly qualified companies are able to meet the regulatory requirements and receive the certificate.

### TEN corridors

Until 2030, a Trans-European network of nine TEN-T corridors is to be established. SBO is integrated into the Orient-East Med Core Network Corridor, which crosses Dresden. Due to this excellent position within the infrastructural network, a connection to the European traffic network is guaranteed for years to come.

### Strategy Concept Elbe

A strategy concept regarding the Elbe guarantees planning reliability for navigability of the Upper Elbe. Among other details, it specifies a projected depth for the navigation channel of 1.40 meters and the preservation of the Elbe as a national waterway. On this basis, the aim will be to increase the potential of the Elbe shipping industry, at least in the medium term.

**WACKER**

## SUPPLIER-AWARD

LIEFERANTENTAG 2015 – WACKER CHEMIE AG

**SÄCHSISCHE BINNENHÄFEN  
OBERELBE GMBH**

**KATEGORIE  
BESTER SERVICE-PARTNER**

**AUSZEICHNUNG FÜR**  
dauerhaft hohe Servicequalität, flexible Dienstleistungen,  
breites Logistikportfolio, direkte und schnelle Kommunikation  
sowie sehr hohe Lösungskompetenz

Burghausen im Juni 2015

Jörg Krey  
Leiter Technischer Einkauf & Logistik

Dr. Thomas Bronnert  
Leiter Logistik

## Wacker Supplier Award

Once a year, the global chemical company Wacker Chemie AG presents the Supplier Award to its suppliers from various industries.

SBO won this prize in the category "Best Service Partner". The decision was based on SBO's permanent high service quality, flexible services, its comprehensive logistics portfolio, a high solution competence as well as a forthright and fast communication.



# Strong Together: Our Network for Success



Brunsbüttel Ports GmbH and Glückstadt Port GmbH & Co. KG, both located at the Lower Elbe, and SBO have formed a partnership called "Upper Elbe meets Lower Elbe" (*Oberelbe trifft Unterelbe*). The agreement's objective is to create an efficient cooperation of all participating Elbe ports.



The German Federal Working Group Heavy Transport and Crane Work (BSK) is the association with the largest body of members within its sector. BSK offers training and professional education for its members, coordinates approval procedures in distinct German States and tries to improve the processes.



The German National Association of Public Inland Ports (BÖB), situated in Berlin, is the backbone of more than 100 ports in Germany. It presents the interests of its members and participates in the formation of political opinions. Specific issues regarding inland ports are dealt with in committees and working groups. One of them is the Elbe/Oder-group.



The European Federation of Inland Ports (EFIP) stresses importance of inland ports as hub for European and international intermodal traffics. The EFIP represents about 200 inland ports and port authorities from 16 European countries, Switzerland and the Ukraine.



The Elbe Allianz is a coalition of companies, governmental agencies as well as Chambers of Industry and Commerce located at the Elbe region including the Czech Republic. Its aim is the promotion of waterways and ports at the Elbe, its navigable tributaries and canals.



In order to strengthen the position of the Port of Hamburg in what is a highly competitive market, Port of Hamburg Marketing (HHM) and its members play an active role in many areas. The HHM has an office in Dresden.



The ShortSeaShipping Inland Waterway Promotion Center (SPC) is a public-private partnership (PPP) that promotes short sea shipping and inland shipping as part of the multi-modal transport chain. Its main focus is the marketing of the waterways' potential.



TFG Transfracht operates the block train "Albatros-Express" between the SBO port of Riesa and other seaports.



The Association of German Transport Companies (VDV) has approximately 600 members, all of them are companies operating in the field of public transportation and rail freight transport in Germany. It advises members and political bodies, compiles technical, legal, economical and operative principles.

## Additional SBO-Memberships

- 🚪 Eisenbahn öffentlicher Häfen (EÖH)
- 🚪 Chamber of Industry and Commerce Dresden (IHK)
- 🚪 Chamber of Commerce Elbe/Oder (KEO)
- 🚪 Network Logistics e.V.
- 🚪 Sächsischer Hafen- und Verkehrsverein e.V. (SHV)



## Imprint

### Publisher

Sächsische Binnenhäfen Oberelbe GmbH  
Magdeburger Straße 58 · 01067 Dresden  
Phone: +49 (0) 351 4982-201  
Fax: +49 (0) 351 4982-202  
info@binnenhafen-sachsen.de  
www.binnenhafen-sachsen.de

### Concept & Editor

Lütpress Stephanie Lützen  
Hauptstraße 139 · 13158 Berlin

### Translation

ras kommunikation, Ann-Christin Wimber  
Op'n Dörf 6 · 24217 Barsbek

### Production

A-Z Druck Dresden e. K.  
Bamberger Straße 4-6 · 01187 Dresden

### Pictures


Sächsische Binnenhäfen, flightseeing.de

# Contact

## Sächsische Binnenhäfen Oberelbe GmbH


 **PORT OF DRESDEN**  
Magdeburger Straße 58  
01067 Dresden  
Tel. +49 (0) 351 49 82-201  
Fax +49 (0) 351 49 82-202  
info@binnenhafen-sachsen.de

 **PORT OF RIESA**  
Paul-Greifzu-Straße 8a  
01591 Riesa  
Tel. +49 (0) 3525 72 12-20  
Fax +49 (0) 3525 72 12-46  
info@binnenhafen-sachsen.de

 **PORT OF TORGAU**  
Am Wasserturm 3  
04860 Torgau  
Tel. +49 (0) 3421 7 31 71  
Fax +49 (0) 3421 90 38 52  
info@binnenhafen-sachsen.de

[www.binnenhafen-sachsen.de](http://www.binnenhafen-sachsen.de)

## Industriehafen Roßlau GmbH

 **PORT OF ROSSLAU**  
Industriehafen 3  
06862 Dessau-Roßlau  
Tel. +49 (0) 34901 6 60 13  
Fax +49 (0) 34901 8 26 80  
hafenrosslau@binnenhafen-sachsen.de

## Česko-saské přístavy s.r.o.

 **PORT OF DĚČÍN**  
Loubská 704/9  
405 01 Děčín 1  
Tel. +420 412 58 91 15  
Fax +420 412 51 26 56  
info@csp-labe.cz

 **PORT OF LOVOSICE**  
Prosmyská ul.  
410 02 Lovosice  
Tel. +420 416 53 24 35  
Fax +420 416 53 23 62  
info@csp-labe.cz

